



Item # _____

Job _____

BANQUET SERVICE CARTS "Queen Mary"

- **Rugged Construction:** All welded, 16-gauge, 300 Series, stainless steel unitized construction, with 2" (51mm) hemmed edges.
- **Control:** Three-Point-Control Handle is designed with the user in mind. Ergonomically designed for pushing and pulling from both the side and the front. Optional Swing-up handle provides additional control and visibility when moving the cart.
- **Flexible:** Available in 5- and 6-shelf configurations with either flat or ledged shelves.
- **Accessible:** 9¹/₂" (241mm) and 12¹/₄" (311mm) shelf spacing provides maximum access and storage on shelves.
- **Maneuverability:** Large heavy-duty 8" (203mm) diameter casters for optimal handling when pushing, pulling, and crossing thresholds.
- **Versatile:** Can be used for banquet service, bussing, general back-of-the-house transportation, and mobile storage.
- **Durable:** Wraparound bumper is non-marking and will protect the cart, wall, and equipment from damage.



MQ-609L
(Shown with optional swing-up handle)



InterMetro Industries Corporation
North Washington Street
Wilkes-Barre, PA 18705
www.metro.com



Banquet Service Carts — "Queen Mary"

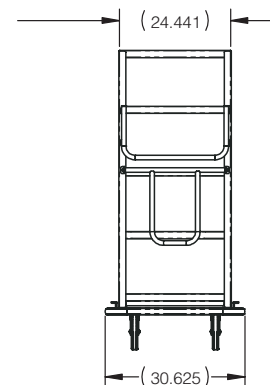
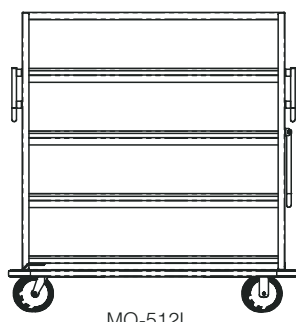
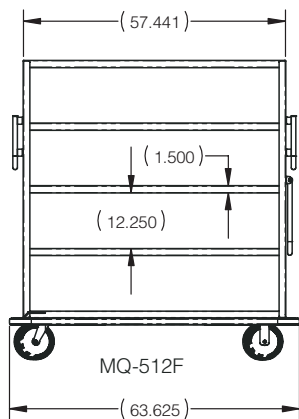
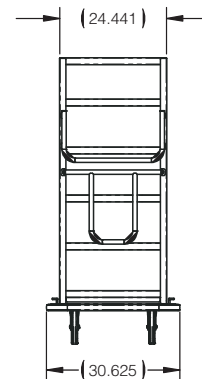
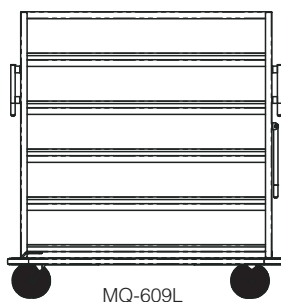
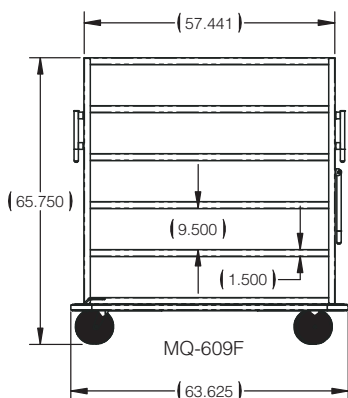
12.50



BANQUET SERVICE CARTS

Specifications

- **Construction:** Welded, hemmed, stainless steel construction.
- **Material:** Polished, 300 Series stainless steel.
- **Shelves:** 16-gauge stainless steel with 2" (51mm) hemmed edge. Each shelf is 24" (610mm) wide x 57" (1447mm) long (usable space).
- **Uprights:** 11-gauge stainless steel.
- **Casters:** Four 8" (203mm) polyurethane casters. Two rigid, two swivel with brakes.
- **Handle:** Unique Three-Point-Control Handle. 1" (25mm) diameter stainless steel construction.
- **Bumper:** Non-marking, solid vinyl bumper mounted to 1/8" (3.1mm) thick aluminum support channel with closed corners.
- **Load Rating:** 200 lbs. (91kg) equally distributed per shelf; 1,000 lbs. (455kg) per cart.



(Shown with optional swing-up handle)

Dimensions

Model No.	Description	Length/Width/Height		Approx. Pkd. Wt.	
		(in.)	(mm)	(lbs.)	(kg)
MQ-512F	Five Shelves — Flat	63.625x30.625x65.75	1616x778x1670	300	136
MQ-609F	Six Shelves — Flat	63.625x30.625x65.75	1616x778x1670	325	147
MQ-512L	Five Shelves — Ledged*	63.625x30.625x65.75	1616x778x1670	300	136
MQ-609L	Six Shelves — Ledged*	63.625x30.625x65.75	1616x778x1670	325	147

*Top shelf is flat.
For swing-up handle, add “-H” to the part number. Example: MQ-609F-H.

All Metro Catalog Sheets are available on our website: www.metro.com



InterMetro Industries Corporation
 North Washington Street, Wilkes-Barre, PA 18705
 Phone: 570-825-2741
 Product Information. U.S. and Canada: 1.800.992.1776
 Outside U.S. and Canada: www.metro.com/contactus

L02-062
 Printed in U.S.A. Rev. 7/16

Information and specifications are subject to change without notice. Please confirm at time of order.

Copyright © 2016 InterMetro Industries Corp.